



GAUTENG PROVINCE
EDUCATION
REPUBLIC OF SOUTH AFRICA

GGT 2030
GROWING GAUTENG TOGETHER

IsiZulu/English

Uhlelo Lokuthuthukisa Izibalo Zebanga R Grade R Mathematics Improvement Programme



**Umhlangano Wokucobelelana Ngolwazi 11 • Workshop 11
Incwadi Yokusebenzela Yababambiqhaza • Participant's Workbook**

The Grade R Mathematics and Language Improvement Project is an initiative of the **Gauteng Department of Education** and its key partner, the **Gauteng Education Development Trust**.

The development and production of the training and classroom resources for the Grade R Mathematics and Language Improvement Project were made possible by generous project funding from the **United States Agency for International Development** and the **Zenex Foundation**.

The Grade R Mathematics and Language Improvement Project is managed by **JET Education Services** with **UCT's Schools Development Unit** and **Wordworks** as technical partners.

The **Schools Development Unit (SDU)** at the **University of Cape Town (UCT)** is the mathematics technical partner to the Grade R Mathematics and Language Improvement Project. The SDU is a unit within UCT's School of Education that focuses on teachers' professional development in Mathematics, Science, Literacy/Language and Life Skills from Grade R to Grade 12. The SDU offers teacher qualifications and approved UCT short courses, school-based work, materials development and research to support teaching and learning in all South African contexts.

ACKNOWLEDGEMENTS

Special thanks to:

- The Gauteng Department of Education Curriculum, Teacher Education and Special Education Directorate officials for their contribution to the adaptation of our materials.
- The Western Cape Education Department (WCED) officials and teachers for their contribution to the successful implementation of the Grade R Mathematics Programme (R-Maths) in the Western Cape between 2016 and 2019.
- The R-Maths writing team: SDU staff and consultants.



The Grade R Mathematics Improvement Programme is adapted from *R-Maths*, first published in 2017 by the Schools Development Unit, University of Cape Town. Copyright of *R-Maths* is held by the University of Cape Town.

The Grade R Mathematics Improvement Programme is licensed under a Creative Commons Attribution 4.0 International Licence [Attribution-NonCommercial-ShareAlike].



This licence allows re-users to distribute, remix, adapt, and build upon the material in any medium or format for non-commercial purposes only, and only so long as attribution is given to the creator. If you remix, adapt, or build upon the material, you must license the modified material under identical terms. To view the full conditions for this licence, visit: <https://creativecommons.org/licenses/by-nc-sa/4.0/>

Programme conceptualisation and management: Cally Kuhne and Tholisa Matheza

Translation and publishing project management: Arabella Koopman

Translation co-ordination (Nguni languages): Pumeza Ngobozana

Translation: Busisiwe Pakade

Editing (isiZulu): Bheki Ntuli

Illustrations: Jiggs Snaddon-Wood

Uhlelo Lokuthuthukisa Izibalo neziLimi ZeBanga R luyisinyathelo so**Mnyango WezeMfundo wesiFundazwe saseGauteng (Gauteng Department of Education)** kanye nomlingani wawo osemqoka, i-**Gauteng Education Development Trust**.

Ukuthuthukiswa nokukhiqizwa kokuqeqeshwa kanye nezinsiza zasekilasini zoHlelo Lokuthuthukisa Izibalo neziLimi ZeBanga R kuphumelele ngenxa yoxhaso olunobubele lwephrojekthi oluphuma kwi-**United States Agency for International Development** kanye ne-**Zenex Foundation**.

Uhlelo Lokuthuthukisa Izibalo neziLimi ZeBanga R luphethwe yi-**Jet Education Services** ehlangene ne-**Schools Development Unit** yase-**UCT** ne-**Wordworks** njengabalingani abangochwepheshe ngamakhono athile.

I-**Schools Development Unit (SDU)** e-**University of Cape Town (UCT)** iwumlingani owuchwepheshe wezibalo kuHlelo Lokuthuthukisa Izibalo neziLimi ZeBanga R. I-SDU iyinxenye ephakathi ku-School of Education sase-UCT egxile ekuthuthukisweni kobungcweti bothisha eziBalweni, Isayensi, Ukwazi Ukufunda Nokubhala/ Ulimi kanye namaKhono Empilo kusuka EBangeni R kuya EBangeni le-12. I-SDU inikeza iziqu zobuthishela kanye nezifundo zesikhathi esifushane ezivunye i-UCT, umsebenzi osekelwe esikoleni ukuthuthukiswa kwezinto kanye nocwaningo ukuze kusekwe ukufundisa nokufunda kuzo zonke izimo zaseNingizimu Afrika.

AMAZWI OKUBONGA

Kubongwa ngokukhethekile:

- Izikhulu zomkhakha woHlelo Lwezifundo, Umkhakha Wokufunda kothisha kanye nomkhakha WokuFunda okukhethekile woMnyango WezeMfundo wesiFundazwe saseGauteng, ngokuzinikela kwabo ukulungisa izinsiza kufunda zethu.
- Izikhulu kanye nothisha be-Western Cape Education Department (WCED) ngokuzinikela ekuqaleni okuyimpumelelo kwe-Grade R Mathematics Programme (R-Maths) eNtshonalanga Kapa phakathi konyaka wezi-2016 nonyaka wezi-2019.
- Iqembu lababhali be-R-Maths: Abasebenzi bakwa-SDU nabaxhumanisi.



Uhlelo Lokuthuthukisa Izibalo ZeBanga R lususelwe ku-*R-Maths*, eyashicilelwa okokuqala ngonyaka wezi-2017 yi-Schools Development Unit, University of Cape Town. Ilungelo lobunikazi be-*R-Maths* liphethwe yi-University of Cape Town.

Uhlelo Lokuthuthukisa Izibalo Zebanga R luvunyelwe ngaphansi kwe-Creative Commons Attribution 4.0 International Licence [Attribution-NonCommercial-ShareAlike].



Le layisensi ivumela abasebenzisi abasebenzisa kabusha ukusabalalisa, ukuxuba kabusha, ukuvumelanisa, nokwakha phezu kokuqokethwe kunoma iyiphi indlela noma ifomethi ngenjongo okungeyona eyentengiso, futhi uma uzonikezwa umsunguli. Uma uxubanisa kabusha, ushitsha, noma wakhela kokuqokethwe, kufanele unikeze ilayisense enemigomo efanayo. Ukuze ubone imibandela egcwele yale layisensi, vakashela ku-:

<https://creativecommons.org/licenses/by-nc-sa/4.0/>

Ukucatshangwa kanye nokuphathwa kohlelo: Cally Kuhne kanye noTholisa Matheza

Umpathi wokuhumusha kanye nokushicilela iphrojekthi: Arabella Koopman

Ukuhumusha nokuhlanganisa (Izilimi zesiNguni): Pumeza Ngobozana

Ukuhunyushwa kwesiZulu: Busisiwe Pakade

Ukuhlela nokuhloliswa kwesiZulu: Bheki Ntuli

Imifanekiso: Jiggs Snaddon-Wood

Contents

Overview

Purpose	page 6
Learning outcomes	page 6
Workshop content	page 6

Workshop content

Opening and reflection	page 8
Session 1: Review of the Maths Content Areas	page 14
Session 2: Maths Content Area presentations	page 18
Session 3 Maths Content Area presentations (continued)	page 20
Session 4: Planning for teaching	page 22
Closing activities	page 22
Appendix A: Term 4 Weekly Planning Template	page 24
Workshop 11 Evaluation Form	page 30

Okuqukethwe

Ukubuka ngelibanzi

Inhloso	ikhasi 7
Imiphumela yokufunda	ikhasi 7
Okuqukethwe komhlangano wokucobelelana ngolwazi.....	ikhasi 7

Okuqukethwe komhlangano wokucobelelana ngolwazi

Ukuvula nokuzindla	ikhasi 9
Iseshini 1: Ukubuyekezwa Kwezingxenye Zolwazi Lwezibalo	ikhasi 15
Iseshini 2: Izethulo Zengxenye Yolwazi Lwezibalo	ikhasi 19
Iseshini 3: Izethulo Zengxenye Yolwazi Lwezibalo (kuyaqhutshwa)	ikhasi 21
Iseshini 4: Ukuhlelela ukufundisa	ikhasi 23
Imisebenzi yokuvala	ikhasi 23
Isithasiselo A: Ithemu 4 Ithempulethi Yokuhlela Kwamasonto Onke	ikhasi 25
Ifomu Lokuhlola Lomhlangano Wokucobelelana Ngolwazi 11	ikhasi 31

Overview

Purpose

This is the eleventh of twelve Grade R Mathematics Improvement Programme workshops, which form part of the Gauteng Department of Education (GDE) Grade R Mathematics and Language Improvement Project.

The purpose of this workshop is to consolidate the understanding of the Maths content taught in Grade R and to continue assisting teachers to implement the Maths Programme in their classrooms. Participants will have the opportunity to reflect on their implementation of the Maths Programme and discuss their planning, teaching and assessment. They will also consider learner progress, and individual developmental and learning needs. Participants will reflect on appropriate assessment strategies for capturing learner progress. The workshop explores the content for Term 4 Weeks 4–6 and its classroom implementation.

References to the Grade R Mathematics Content Areas are taken from the *Curriculum and Assessment Policy Statement (CAPS): Grade R Mathematics (Final Draft)*, 2011, Department of Basic Education, South Africa.

Learning outcomes

- ◆ To deepen understanding of Grade R Mathematics content
- ◆ To reflect on classroom implementation of the Maths Programme
- ◆ To identify challenges and find solutions to implementing the Maths Programme
- ◆ To reflect on informal forms of assessment in Grade R
- ◆ To plan the Maths Programme content to be taught in Term 4 Weeks 4–6

Workshop content

- ◆ Opening and reflection (1 hour)
 - ◆ Session 1: Review of the Maths Content Areas (1 hour)
- TEA
- ◆ Session 2: Maths Content Area presentations (1 hour)
 - ◆ Session 3: Maths Content Area presentations (continued) (1 hour)
- LUNCH
- ◆ Session 4: Planning for teaching (1½ hours)
 - ◆ Closing activities (30 minutes)

Ukubuka ngelibanzi

Inhloso

Lo oweshumi nanye emihlanganweni yokucobelelana ngolwazi eyishumi nambili ngaphansi kwesihloko: Uhlelo Lokuthuthukisa Izibalo ZeBanga R (Uhlelo Lwezibalo), eyingxenye YoMnyango WezeMfundo wesiFundazwe saseGauteng (Gauteng Department of Education (GDE Uhlelo Lokuthuthukisa Izibalo neziLimi ZeBanga R.

Inhloso yalo mhlango wokucobelelana ngolwazi ukuhlenganisa ukuqonda ingxenye yolwazi yeZibalo efundiswe kuBanga R nokuthi baqhubeke nokusebenzisa Uhlelo Lwezibalo emakilasini abo. Ababambiqhaza bazothola ithuba lokucabanga ngokusebenzisa kwabo Uhlelo Lwezibalo futhi baxoxe ngokuhlela, ukufundisa nokuhlola kwabo. Bazobheka nenqubekelaphambili yomfundi futhi, izidingo zokuthuthuka komuntu ngamunye kanye nezokufunda nje-ke. Ababambiqhaza bazocabangisisa ngamasu afanele okuhlola okukhombisa inqubekelaphambili yomfundi. Umhlangano wokucobelelana ngolwazi uhlola ulwazi lukaThemu 4 Amasonto 4–6 kanye nokusetshenziswa kwalo ekilasini.

Ingxenye Yolwazi Yezibalo zeBanga R ithathwe *Esitatimendeni Senqubomgomo Yohlelo Lwezifundo Nokuhlola (CAPS): Izibalo Zebanga R (Uhlaka Lokugcina)*, 2011, Umnyango Wemfundo Eyisisekelo, eNingizimu Afrika.

Imiphumela yokufunda

- ◆ Ukujulisa ukuqonda ingxenye yolwazi yeZibalo ZeBanga R
- ◆ Ukudlinza ngokusetshenziswa koHlelo Lwezibalo ekilasini
- ◆ Ukuhlonza izinselelo nezixazululo ekusetshenzisweni koHlelo Lwezibalo
- ◆ Ukudlinza ngezinhlobo zokuhlolwa okungahleliwe eBangeni R
- ◆ Ukuhlela ingxenye yolwazi yoHlelo Lwezibalo ezofundiswa kuThemu 4 Amasonto 4–6

Okuqukethwe komhlangano wokucobelelana ngolwazi

- ◆ Ukuvula nokuzindla (1 ihora)
 - ◆ Iseshini 1: Ukubuyezwa Kwezixenye Zolwazi Lwezibalo (1 ihora)
- ITIYE
- ◆ Iseshini 2: Izethulo Zengxenye Yolwazi Lwezibalo (1 ihora)
 - ◆ Iseshini 3: Izethulo Zengxenye Yolwazi Lwezibalo (kuyaqhutshwa) (1 ihora)
- ISIDLO SASEMINI
- ◆ Iseshini 4: Ukuhlelela ukufundisa (1½ amahora)
 - ◆ Imisebenzi yokuvala (30 imizuzu)

Opening and reflection

1 hour

When we think about and discuss what worked and how we dealt with any challenges that arose during our teaching, it allows us to recognise our strengths and weaknesses. Reflection on our practice as teachers helps us gain new insights into ourselves and our teaching. Reflective practice allows us to learn from our experiences and encourages us to work with our colleagues to share ideas that improve our teaching.

The process of self-reflection is a cycle that needs to be repeated.

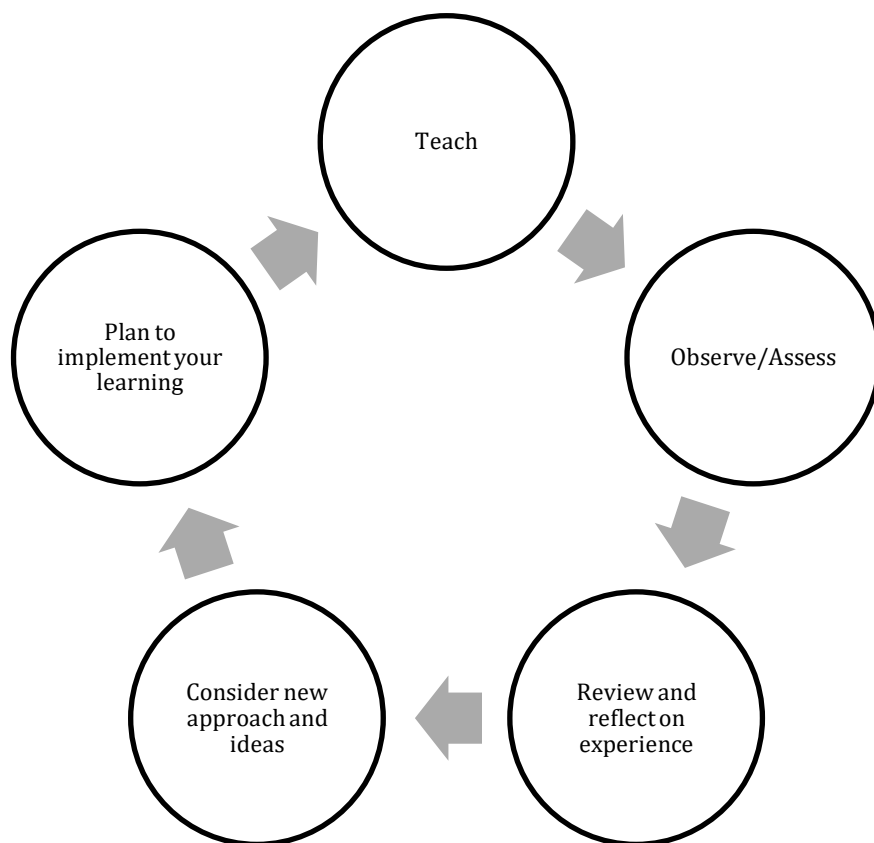


Figure 1: Stages of the reflection cycle

The process of self-reflection contains the following stages:

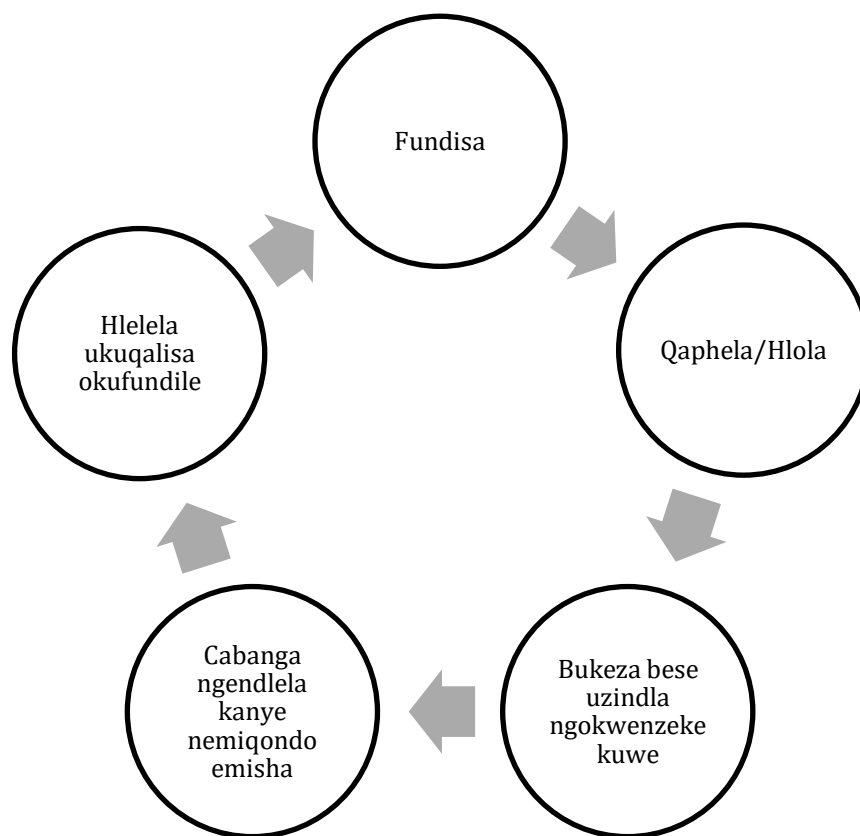
- ◆ Teach.
- ◆ Observe/assess.

Ukuvula nokuzindla

1 ihora

Uma sicabanga futhi sixoxa ngokuthi yini eyasebenza nokuthi sabhekana kanjani nezinseselele ezavela ngesikhathi sokufundisa kwethu, siyakwazi ukubona ukuthi akuphi amandla ethu kanye nobuthakathaka bethu. Ukudlinza ngomsebenzi wethu njengothisha kususiza ukuba sithole imibono emisha ngathi kanye nokufundisa kwethu. Ukujwayela ukudlinza kusenza ukuba sifunde ngesedlula kukho futhi kusikhuthaza ukuba sisebenzisane nozakwethu ukwabelana ngemibono eyenza ngcono ukufundisa kwethu.

Inqubo yokuzicabangela iwumjikelezo odinga ukuphindaphindwa.



Umdwebo 1: Izigaba zomjikelezo wokuzindla

Inqubo yokuzizindlela iqukethe izigaba ezilandelayo:

- ◆ Fundisa.
- ◆ Qaphela/hlola.

- ◆ Review and reflect on how effective our teaching was, whether the lesson went well, what challenges emerged and whether the learners benefitted.
- ◆ Use the above information to consider new ways of teaching that could improve the quality of teaching and learning.
- ◆ Plan and implement new ideas and/or strategies in the classroom.

The cycle repeats after each teaching experience.

Reflection in implementation

The *Take back to school task* from Workshop 10, required you to:

- ◆ Plan and implement Term 4 Weeks 1–3 of the Maths Programme.
- ◆ Write comments in the book that you use to keep track of each learner’s progress (learner observation book), and to use the ‘**Check that learners are able to**’ observation list during each of the teacher-guided activities to guide your observations and comments.
- ◆ Make notes of what worked well, what did not work well and how you resolved any challenges during your implementation of Term 4 Weeks 1–3.
- ◆ Bring your learner observation book and the notes you made when reflecting on each day’s teaching to Workshop 11.



Activity 1

1. In your small group, consider each of the stages in the reflection cycle and discuss the *Take back to school task* from Workshop 10.
 - ◆ How successful was your planning and teaching in Term 4 Weeks 1–3?
 - ◆ Identify challenges and the strategies you used to resolve them.

- ◆ Buyekeza futhi udlinze ngokuthi ukufundisa kwethu kube yimpumelelo kangakanani, ukuthi isifundo sihambe kahle yini, yiziphi izinselele ezivele nokuthi abafundi bazuzile yini.
 - ◆ Sebenzisa lolu lwazi olungenhla ukucabanga ngezindlela ezintsha zokufundisa ezingenza ngcono izinga lokufundisa nokufunda.
 - ◆ Hlela futhi usebenzise imibono emisha kanye/noma amasu amasha ekilasini.
- Umjikelezo uyaphindwa ngemva kwalokho nalokho okuqashelwe ngenkathi kufundiswa.

Ukuzindla ngokuphathelene nokusetshenziswa kokwenziwayo

Umsebenzi obuyela nawo esikoleni ovela eMhlanganweni Wokucobelelana

Ngolwazi 10 wawufuna ukuba:

- ◆ Uhlele futhi usebenzise okweThemu 4 Amasonto 1–3 koHlelo Lwezibalo.
- ◆ Ubhale okuphawulayo encwadini oyisebenzisayo ukuze ulandelele inqubekelaphambili yomfundi ngamunye (incwadi yokuqapha umfundi), bese usebenzisa uhlu lokuqapha u-'**Hlola ukuthi abafundi bayakwazi uku-**' ngesikhathi somsebenzi ngamunye oholwa uthisha ukuqondisa okuqaphele nokuphawulile kwakho.
- ◆ Yenza amanothi alokho okusebenze kahle, nalokho okungasebenzanga kahle nokuthi uzixazulule kanjani izinselele ngenkathi yokusebenzisa kwakho okweThemu 4 Amasonto 1–3.
- ◆ Letha incwadi yakho yokuqapha umfundi kanye namanothi owenzile lapho udlinza ngokufundisa kosuku ngakunye eMhlanganweni Wokucobelelana Ngolwazi 11.



Umsebenzi 1

1. Eqenjini lakho elincane, cabangela isigaba ngasinye somjikelezo wokudlinza bese uxoxa ngo*Msebenzi obuyela nawo esikoleni ovela eMhlanganweni Wokucobelelana* Ngolwazi 10.
 - ◆ Ukuhlela nokufundisa kwakho ngeThemu 4 Amasonto 1–3 kube yimpumelelo kangakanani?
 - ◆ Hlonza izinselele namasu owasebenzisele ukuzixazulula.

- ◆ Have you been able to observe each learner and record his/her progress? Give reasons and examples to support your answer.
-
-

2. Imagine that you have been asked by your Department Head to talk to the Grade R teachers at a cluster meeting.
 - ◆ Refer to the reflection cycle in Figure 1.
 - ◆ Draw the cycle on flipchart paper and add notes next to each stage of the cycle.
 - ◆ Your group will present the main points of your discussion to the whole group.



Video 1

Watch the video of a group of teachers reflecting on their teaching and listen to their opinions about reflective practice.

1. Do you agree with their ideas about reflective practice? Explain your answer.
-
-

2. Does reflective practice increase your understanding of your teaching? Explain your answer.
-
-

3. Does reflective practice increase your understanding of learning in your class? Explain your answer.
-
-

4. Does reflective practice increase your engagement with colleagues? Explain your answer.
-
-

- ◆ Ngabe ukwazile ukuqapha umfundi ngamunye wase uqopha inqubekelaphambili yakhe? Nikeza izizathu nezibonelo zokusekela impendulo yakho.
-
-

2. Zicabange ucelwe yiNhloko yoMnyango wakho ukuthi ukhulume nothisha beBanga R emhlanganweni wamaqoqo.
 - ◆ Bhekisa emjikelezweni wokudlinza eMfanekisweni 1.
 - ◆ Dweba umjikelezo ephepheni leshadi eliphenywayo bese ufaka amanothi eduze kwesigaba ngasinye somjikelezo.
 - ◆ Iqembu lakho lizokwethula amaphuzu alo abalulekile engxoxo eqenjini lonke.



Ividiyo 1

Bukela ividiyo yeqembu lothisha ebonisa ukudlinza kwabo ngokufundisa kwabo bese ulalela imibono yabo mayelana nokusebenzisa ukuzindla.

1. Ngabe uyavumelana nemibono yabo ngokusebenzisa ukuzindla? Chaza impendulo yakho.
-
-

2. Ngabe ukusebenzisa ukudlinza kuyakukhulisa yini ukuqonda kwakho ukufundisa kwakho? Chaza impendulo yakho.
-
-

3. Ngabe ukusebenzisa ukudlinza kuyakukhulisa yini ukuqonda kwakho ukufundisa ekilasini lakho? Chaza impendulo yakho.
-
-

4. Ngabe ukusebenzisa ukudlinza kuyakukhulisa yini ukuzibandakanya kwakho nozakwenu? Chaza impendulo yakho.
-
-

Session 1: Review of the Maths Content Areas

1 hour

In Sessions 1, 2 and 3 we will review our understanding and knowledge of the five CAPS Grade R Mathematics Content Areas and related topics. We will also discuss the teaching and approaches that form part of the Maths Programme we have been implementing.



Activity 2

1. Your group will prepare a presentation on a topic that the facilitator gives you.
 - ◆ You will have access to flipchart paper, kokis, scissors, glue and items from the *Resource Kit*. You will also be allocated a space in which to set up your presentation.
 - ◆ You need to refer to the *Concept Guide* and *Activity Guides* in your presentation.

2. Your presentation needs to include:
 - ◆ an overview of the content and how this is developed in Grade R
 - ◆ resources used to model concepts and represent ideas
 - ◆ appropriate learner activities for consolidating and applying new knowledge
 - ◆ areas of concern when teaching the topic
 - ◆ a table and wall display
 - ◆ examples of how learners would solve problems.

3. Your group will facilitate the discussion and answer questions from the whole group.

Notes:

Iseshini 1: Ukubuyekezwa Kwezingxenywe

Zolwazi Lwezibalo

1 ihora


KumaSeshini 1, 2 no-3 sizohlola ukuqonda kwethu nolwazi lweZingxenywe ezinhlanu Zolwazi Lwezibalo ze-CAPS eBangezi R kanye nezihloko ezihlobene nazo. Sizoxoxa futshi ngokufundisa kanye nezindlela ezakha ingxenywe yoHlelo Lwezibalo ebesilusebenzisa.



Umsebenzi 2

1. Iqembu lakho lizolungiselela isethulo ngesihloko umdidiyeli akunika sona.
 - ◆ Uzothola iphepha leshadi eliphenywayo, amakhokhi, izikelo, iglu nezinto ezitholakala ku*Khithi Yezinsiza*. Uzokwabelwa nendawo lapho ungasenzela khona isethulo sakho.
 - ◆ Udinga ukubhekisa ku*Mhlahlandlela Wokuqonda Isifundo* kanye no*Mhlahlandlela Wemisebenzi* esethulweni sakho.
2. Isethulo sakho kumele sibandakanye:
 - ◆ ukubuka ngelibanzi ulwazi oluqukethwe nokuthi lokhu kuthuthukiswa kanjani eBangezi R
 - ◆ izinsiza ezisetshenziselwa ukuveza imiqondo nokumela imibono
 - ◆ imisebenzi efanele yomfundi yokuhlanganisa nokusebenzisa ulwazi olusha
 - ◆ izindawo ezikhathazayo lapho ufundisa ngesihloko
 - ◆ itafula nobonda lokubonisa
 - ◆ izibonelo zendlela abafundi abazoxazulula ngayo izinkinga.
3. Iqembu lakho lizosiza ukuqhuba ingxoxo bese liphendula imibuzo evela kulo lonke iqembu.

Amanothi:



Session 2: Maths Content Area presentations

1 hour

Each group will have 15 minutes to present their topic and respond to questions from the whole group.

Ishini 2: Izethulo Zengxeny Yolwazi Lwezibalo

1 ihora

Iqembu ngalinye lizoba nemizuzu eyi-15 yokwethula isihloko salo libuye liphendule imibuzo evela kulo lonke iqembu.

Session 3: Maths Content Area presentations (continued)

1 hour

Each group will have 15 minutes to present their topic and respond to questions from the whole group.

Iseshini 3: Izethulo Zengxenywe Yolwazi Lwezibalo (kuyaqhutshwa)

1 ihora

Iqembu ngalinye lizoba nemizuzu eyi-15 yokwethula isihloko salo libuye liphendule imibuzo evela kulo lonke iqembu.

Session 4: Planning for teaching

1½ hours

This workshop session prepares participants for implementing Term 4 Weeks 4–6 and provides an opportunity for small groups to plan ahead. It is important to:

- ♦ address differences in learners' levels of progress
- ♦ support those learners who need additional assistance
- ♦ provide enrichment activities for more advanced learners.

The goal is to ensure that all learners are competent in the Grade R Mathematics content and are well prepared for Grade 1.



Activity 3

1. In your group, complete the planning templates for Term 4 Weeks 4–6 (Appendix A).
2. Discuss how you will plan for and manage learners who have different levels of competence.

Closing activities

30 minutes



Take back to school task

1. Invite other Grade R teachers at your school (or from another school) to join you in planning Term 4 Weeks 4–6 of the Maths Programme.
2. Implement these three weeks and use the reflection cycle (Figure 1) to review your experience. Write your reflections in a journal and bring it to the next workshop.

Evaluation

Complete the Evaluation Form.

Iseshini 4: Ukuhlelela ukufundisa

1½ amahora

Le seshini yomhlangano wokucobelelana ngolwazi ilungiselela ababambiqhaza ukuthi basebenzise okukuThemu 4 Amasonto 4–6 futhi inikeza ithuba amaqembu amancane ukuthi ahlele kusenesikhathi. Kubalulekile ukuthi:

- ◆ kubhekanwe nomehluko okhona emazingeni enqubekelaphambili yabafundi
- ◆ ukubasekela labo bafundi abadinga usizo olwengeziwe
- ◆ bahlinzekwe ngemisebenzi yokunothisa abafundi asebephambili ngolwazi.

Inhloso ukuqinisekisa ukuthi bonke abafundi sebenalo ulwazi lweZibalo zeBanga R futhi balilungele kahle iBanga 1.



Umsebenzi 3

1. Eqenjini lakho, qedela amathempulethi okuhlela kaThemu 4 Amasonto 4–6 (Isithasiselo A).
2. Xoxa ngokuthi uzobahlelela futhi ubalawule kanjani abafundi abanamazinga ahlukene okwazi ukusebenza.

Imisebenzi yokuvala

30 imizuzu



Umsebenzi obuyela nawo esikoleni

1. Mema abanye othisha beBanga R esikoleni sakho (noma kwesinye isikole) ukuthi bahlanganyele nawe ekuhleleni Ithemu 4 Amasonto 4–6 oHlelo Lwezibalo.
2. Sebenzisa la masonto amathathu ubuye usebenzise umjikelezo wokudlinza (Umdwebo 1) ukuze ubuyekeze okwenzeke kuwe. Bhala imidlinzo yakho kujenali bese uya nayo emhlanganweni wokucobelelana ngolwazi olandelayo.

Ukuhlola

Gcwalisa Ifomu Lokuhlola.

APPENDIX A: TERM 4 WEEKLY PLANNING TEMPLATE

Term 4: Activity Plan: Week ____

CONTENT AREA:				
TOPIC:				
INTRODUCE NEW KNOWLEDGE:				
PRACTISE:				
Whole class activities		Teacher-guided activity	Workstation activities (independent small group activities)	
Day 1			Activity 1	
Day 2			Activity 2	
Day 3			Activity 3	
Day 4			Activity 4	
Day 5				

ISITHASISELO A: ITHEMU 4 ITHEMPULETHI YOKUHLELA KWAMASONTO ONKE

Ithemu 4: Uhlelo Lomsebenzi: Isonto ____

INGXENYE YOLWAZI:				
ISIHLOKO:				
YETHULA ULWAZI OLUSHA:				
ZEJWAYEZE:				
Imisebenzi yekilasi lonke		Umsebenzi oholwa nguthisha	Imisebenzi yesiteshi sokusebenzela (imisebenzi yokuzimela yamaqembu amancane)	
Usuku 1			Umsebenzi 1	
Usuku 2			Umsebenzi 2	
Usuku 3			Umsebenzi 3	
Usuku 4			Umsebenzi 4	
Usuku 5				

Term 4: Activity Plan: Week __

CONTENT AREA:				
TOPIC:				
INTRODUCE NEW KNOWLEDGE:				
PRACTISE:				
Whole class activities		Teacher-guided activity	Workstation activities (independent small group activities)	
Day 1			Activity 1	
Day 2			Activity 2	
Day 3			Activity 3	
Day 4			Activity 4	
Day 5				

Ithemu 4: Uhlelo Lomsebenzi: Isonto ____

INGXENYE YOLWAZI:				
ISIHLOKO:				
YETHULA ULWAZI OLUSHA:				
ZEJWAYEZE:				
Imisebenzi yekilasi lonke		Umsebenzi oholwa nguthisha	Imisebenzi yesiteshi sokusebenzela (imisebenzi yokuzimela yamaqembu amancane)	
Usuku 1			Umsebenzi 1	
Usuku 2			Umsebenzi 2	
Usuku 3			Umsebenzi 3	
Usuku 4			Umsebenzi 4	
Usuku 5				

Term 4: Activity Plan: Week ____

CONTENT AREA:				
TOPIC:				
INTRODUCE NEW KNOWLEDGE:				
PRACTISE:				
Whole class activities		Teacher-guided activity	Workstation activities (independent small group activities)	
Day 1			Activity 1	
Day 2			Activity 2	
Day 3			Activity 3	
Day 4			Activity 4	
Day 5				

Ithemu 4: Uhlelo Lomsebenzi: Isonto ____

INGXENYE YOLWAZI:				
ISIHLOKO:				
YETHULA ULWAZI OLUSHA:				
ZEJWAYEZE:				
Imisebenzi yekilasi lonke		Umsebenzi oholwa nguthisha	Imisebenzi yesiteshi sokusebenzela (imisebenzi yokuzimela yamaqembu amancane)	
Usuku 1			Umsebenzi 1	
Usuku 2			Umsebenzi 2	
Usuku 3			Umsebenzi 3	
Usuku 4			Umsebenzi 4	
Usuku 5				

Workshop 11 Evaluation Form

1. Did the workshop meet your expectations?

2. What did you learn in this workshop that helped you the most?

3. Was there anything that you did not like or had difficulty understanding?

4. How will you apply what you have learnt in your Grade R classroom?

5. Do you have any suggestions for improving further workshops?

Ifomu Lokuhlola Lomhlangano Wokucobelelana Ngolwazi 11

1. Ngabe umhlangano wokucobelelana ngolwazi uhlangabezene nalokho obukulindele?

2. Yini oyifundile kulo mhlangano wokucobelelana ngolwazi ekusize kakhulu?

3. Ngabe kukhona ongakuthandanga noma okuthola kunzima ukukuqonda?

4. Uzokusebenzisa kanjani lokho okufundile ekilasini lakho leBanga R?

5. Ngabe unazo iziphakamiso zokuthuthukisa eminye imihlangano yokucobelelana ngolwazi?
